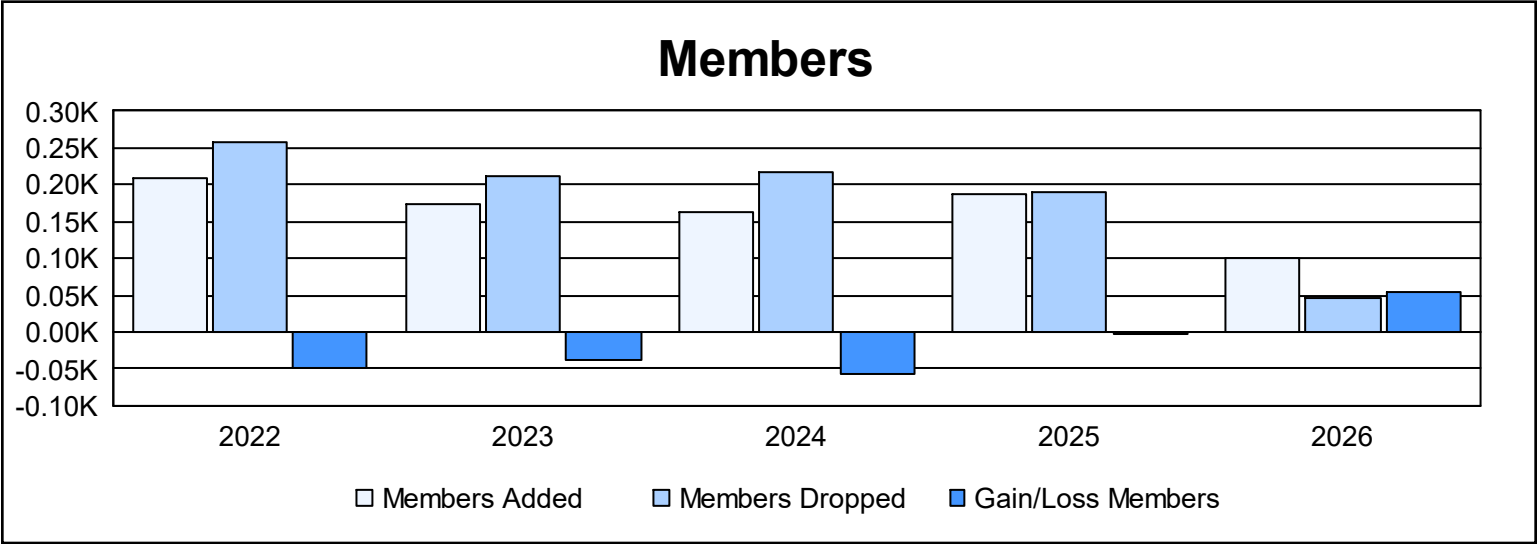
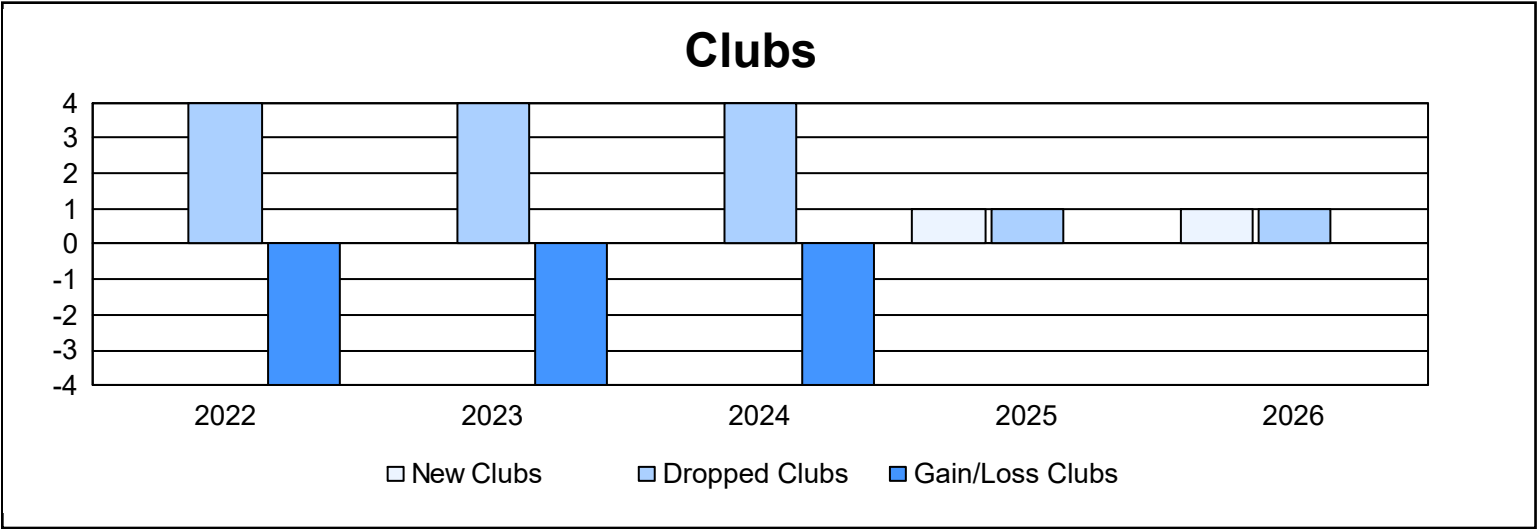
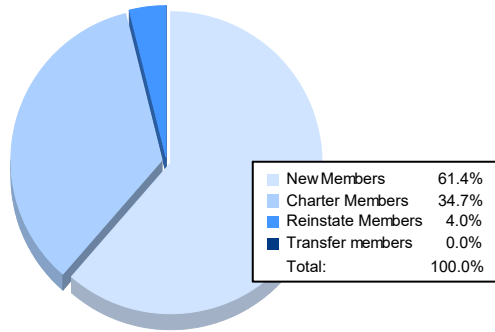


Year	New Clubs	Dropped Clubs	Gain/ Loss Clubs	New Members	Charter Members	Reinstate Members	Transfer Members	Total Member Added	Total Members Dropped	Gain/ Loss Members
2021-2022	0	4	-4	178	1	16	14	209	259	-50
2022-2023	0	4	-4	152	0	14	9	175	212	-37
2023-2024	0	4	-4	153	0	9	0	162	218	-56
2024-2025	1	1	0	142	33	10	2	187	191	-4
2025-2026	1	1	0	62	35	4	0	101	47	54
Average	0	3	-2	137	14	11	5	167	185	-19



### Membership Composition October 2025 Cumulative



### Gender Composition October 2025 Cumulative

